











































































	SERVER / KOMPUTER PC
	BRAKA TYPU KŁOWIOLEK
	BRAKA UCHYŁA
	STEROWNIK SZAFOWY
	CZYNIAK TRANSPODEROW
	ZAMEK SZAFOWY
	ZASILACZ 1200C
	ZASILACZ 2400C
	PRZEOJK WŁASNA AMWARYNEGO/EMWALCOWNEGO
	TYP OKABLOWANIA
	1 - U/UTP Cat.5e
	2 - UTP Cat.5
	3 - UTP Cat.5
	4 - UTP Cat.5
	5 - UTP Cat.5
	6 - UTP Cat.5
	7 - UTP Cat.5
	8 - UTP Cat.5
	9 - UTP Cat.5
	10 - UTP Cat.5
	11 - UTP Cat.5
	12 - UTP Cat.5
	13 - UTP Cat.5
	14 - UTP Cat.5
	15 - UTP Cat.5
	16 - UTP Cat.5
	17 - UTP Cat.5
	18 - UTP Cat.5
	19 - UTP Cat.5
	20 - UTP Cat.5
	21 - UTP Cat.5
	22 - UTP Cat.5
	23 - UTP Cat.5
	24 - UTP Cat.5
	25 - UTP Cat.5
	26 - UTP Cat.5
	27 - UTP Cat.5
	28 - UTP Cat.5
	29 - UTP Cat.5
	30 - UTP Cat.5
	31 - UTP Cat.5
	32 - UTP Cat.5
	33 - UTP Cat.5
	34 - UTP Cat.5
	35 - UTP Cat.5
	36 - UTP Cat.5
	37 - UTP Cat.5
	38 - UTP Cat.5
	39 - UTP Cat.5
	40 - UTP Cat.5
	41 - UTP Cat.5
	42 - UTP Cat.5
	43 - UTP Cat.5
	44 - UTP Cat.5
	45 - UTP Cat.5
	46 - UTP Cat.5
	47 - UTP Cat.5
	48 - UTP Cat.5
	49 - UTP Cat.5
	50 - UTP Cat.5
	51 - UTP Cat.5
	52 - UTP Cat.5
	53 - UTP Cat.5
	54 - UTP Cat.5
	55 - UTP Cat.5
	56 - UTP Cat.5
	57 - UTP Cat.5
	58 - UTP Cat.5
	59 - UTP Cat.5
	60 - UTP Cat.5
	61 - UTP Cat.5
	62 - UTP Cat.5
	63 - UTP Cat.5
	64 - UTP Cat.5
	65 - UTP Cat.5
	66 - UTP Cat.5
	67 - UTP Cat.5

ETC

Architekti Sp. z o.o. Spółka komandytowa

53-137 Wrocław, al. Wisłowa 36a
tel.: 0-71 78-79-730 fax: 0-71 78-79-733
e-mail: biuro@etcra.com.pl


ARCHITEKCI

GENERALNY PROJEKTANT

CREATIVE ENGINEERS GROUP

CEGROUP Sp. z o.o. Sp.k.

44-100 GLIWICE, ul. KOŚCIUSZKI 1C
TEL: (+48) 32-444-66-66, FAX: (+48) 32-750-88-53
E-MAIL: biuro@cegroup.pl

PROJEKTANT:	Krzysztof Dębowski		SCHEMAT BLOKOWY ELEKTRONICZNEGO SYSTEMU OBSŁUGI KLIENITA (ESOK)	25	Tom 5.2
NK UPK, PROL	228/98				
SPRAWODZĄCY:	Adam Skrzypiec				
NK UPK, PROL	SK5254/POOE/14				
OPRACOWANIE:	Marek Bogda				

OPRACOWANIE:	UMOWA 36/USDA/VI/III/2014	ROD W11-PW-3-Z-23
	BRANŻA ELEKTRYCZNA	DATA 19.03.2015
	FAZA PROJEKT WYKONAWCZY	SKALA

KONC	PB	PP	PW
<input type="checkbox"/>	<input type="checkbox"/>	<input type="checkbox"/>	<input checked="" type="checkbox"/>